


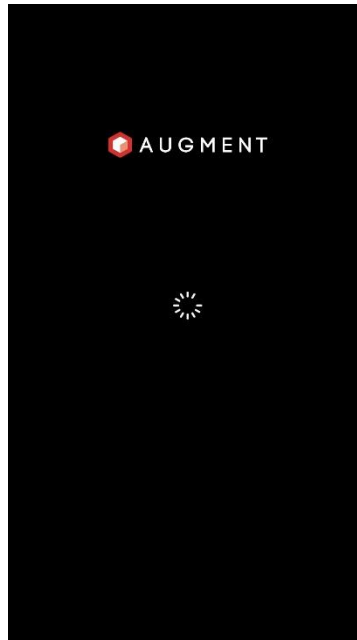


## AR Viewing Instructions

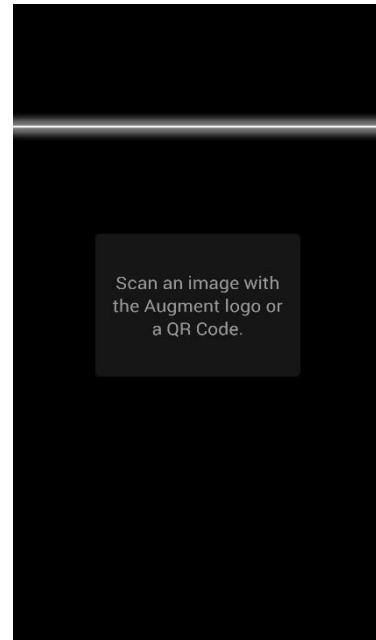
In order to view AR models, download the Augment app from Google play or the app store.




Open up Augment App and select 'Scan'



Wait while the app accesses your front facing camera



The App will bring up the scan feature



Move your phone around to scan the models QR code. Once scanned select 'Create Tracker'



This will bring up the tracking scanner



Move the camera over the model image until the tracker accepts it and tap the screen to place the model